




General Tools & Instruments™
80 White Street, New York, NY 10013-3567

www.generaltools.com


Assembly instructions for No.78 automatic center punch:



Parts:



STEP 1: *Tip Assembly*



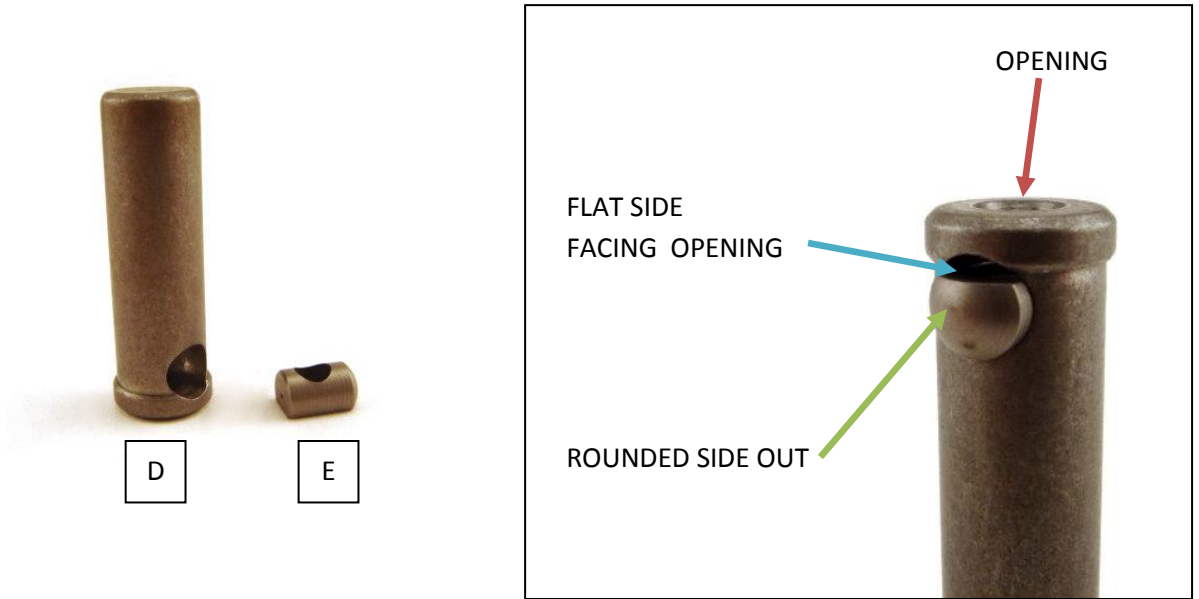
STEP 2: *Insert Tip Assembly into cap (H) and screw on cover (F)*



End Result: *Punch Assembly*



STEP 3:



STEP 4:



STEP 5:



STEP 6: *Test Center Punch*