



(12) **United States Design Patent**  
**Dommett et al.**

(10) **Patent No.:** **US D769,401 S**  
(45) **Date of Patent:** **\*\* Oct. 18, 2016**

- (54) **OMNIBUS RESOLUTION ASSESSMENT TARGET FOR SENSORS**
- (71) Applicant: **The United States of America, as represented by the Secretary of the Air Force**, Washington, DC (US)
- (72) Inventors: **David W Dommett**, Beavercreek, OH (US); **Alan R Pinkus**, Bellbrook, OH (US); **Harry Lee Task**, Tucson, AZ (US)
- (73) Assignee: **The United States of America as represented by the Secretary of the Air Force**, Washington, DC (US)
- (\*\*) Term: **14 Years**
- (21) Appl. No.: **29/521,335**
- (22) Filed: **Mar. 23, 2015**

**Related U.S. Application Data**

- (62) Division of application No. 29/477,817, filed on Dec. 27, 2013, now Pat. No. Des. 730,476.
  - (51) **LOC (10) Cl.** ..... **22-01**
  - (52) **U.S. Cl.**  
USPC ..... **D22/109**
  - (58) **Field of Classification Search**  
USPC ..... D22/109; D16/130-133, 134-136; D14/404  
CPC ..... F41G 1/01; F41G 1/02; F41G 1/27; F41G 1/33; F41G 1/04; F41G 1/32; F41G 1/38; F41G 1/383; F41G 1/387; F41G 1/393; F41G 1/40; F41G 1/44; F41G 1/46; F41G 1/54; F41G 3/005; F41G 3/02; F41G 3/04; F41G 3/06; F41G 3/065; F41G 3/08; F41G 3/10; F41G 3/12; F41G 3/14
- See application file for complete search history.

(56) **References Cited**

U.S. PATENT DOCUMENTS

- 8,620,069 B1 \* 12/2013 Pinkus ..... G06K 9/468 382/165
- D715,394 S \* 10/2014 Young ..... D22/109
- D720,033 S \* 12/2014 Mikroulis ..... D22/109
- D730,476 S \* 5/2015 Dommett ..... D22/109
- 9,342,883 B2 \* 5/2016 Dommett ..... G06T 7/0018
- 2010/0059414 A1 \* 3/2010 Sturm ..... G01N 27/44791 209/155

\* cited by examiner

*Primary Examiner* — Michael A Pratt

(74) *Attorney, Agent, or Firm* — AFMCLO/JAZ; Charles Figer, Jr.


(57) **CLAIM**

The ornamental design for an omnibus resolution assessment target for sensors, as shown and described.

**DESCRIPTION**

FIG. 1 is an embodiment of our new, original, and ornamental target design;  
 FIG. 2 is an alternate embodiment of the new, original, and ornamental target design of FIG. 1;  
 FIG. 3 is an alternate embodiment of the new, original, and ornamental target design of FIG. 1;  
 FIG. 4 is an alternate embodiment of the new, original, and ornamental target design of FIG. 1;  
 FIG. 5 is another embodiment of our new, original, and ornamental target design;  
 FIG. 6 is an alternate embodiment of the new, original, and ornamental target design of FIG. 5;  
 FIG. 7 is another embodiment of our new, original, and ornamental target design; and,  
 FIG. 8 is an alternate embodiment of the new, original, and ornamental target design of FIG. 7.  
 The broken line showing in FIGS. 1 through 8 is included for the purpose of illustrating environment and forms no part of the claimed design.

**1 Claim, 8 Drawing Sheets**






FIG. 1




FIG. 2




FIG. 3







FIG. 4



*FIG. 5*




*FIG. 6*



*FIG. 7*





*FIG. 8*